



Facts and Figures

Investment profile:	Growth
Asset class:	Investment portfolio management
Asset manager:	NFS Hamburger Vermögen GmbH
Benchmark:	Fixed interest rate 3.0% p.a.
Initial fee:	None
Ongoing fee:	Up to 1.49% p.a. incl. VAT
Custodian:	V-BANK AG or DAB BNP Paribas S.A.
Minimum investment amount:	50.000 EUR, single investment

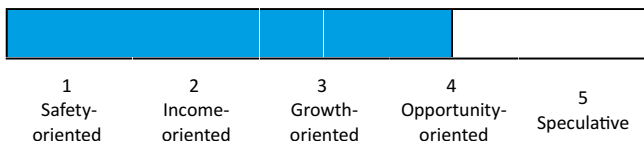
Asset Manager

NFS Hamburger Vermögen GmbH was founded in 1994, is licensed as an authorized asset manager by the Federal Financial Authority (BaFin) and has many years of experience and expertise. As the manager of the strategy, Hamburger Vermögen ensures active monitoring and manages the individual investments in accordance with the defined criteria.

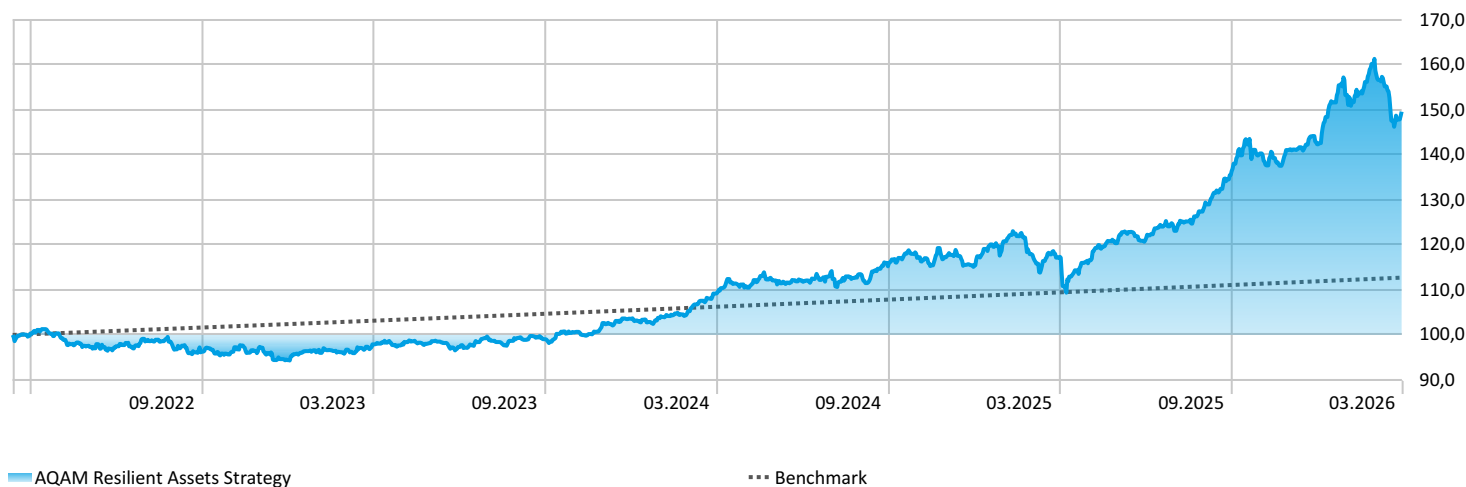
Investment Objective and Strategy

The AQAM Resilient Assets Strategy focuses on crisis-resilient investments, which means we invest in everything that is clear, true, and rare. Assets are invested where substance, efficiency, and organic growth converge. The goal is to increase your assets in real terms over an economic cycle. Various instruments such as stocks, bonds, investment funds, ETFs, ETCs, precious metals, and alternative investments can be used. To actively limit losses, we add a discretionary tactical risk overlay. For this purpose, short ETFs on broad stock and bond indices are used. The upper limit for commodities and alternative investments is a maximum of 50% of the portfolio in each case. The 3% benchmark and the high watermark serve to focus on your real added value!

Risk Category



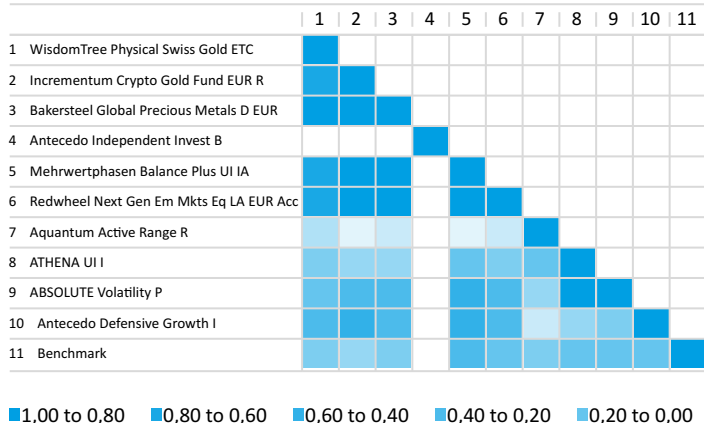
Performance – Chart



Performance

	1 M	3 M	6 M	YTD	1 Year	Since Inception
AQAM Resilient Assets Strategy	-6,62	5,08	10,36	5,08	27,72	49,53
Benchmark	0,25	0,73	1,48	0,73	3,00	12,71

Correlation Matrix



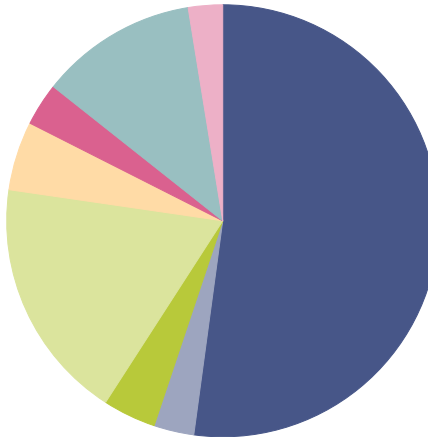
Current Top 10 Allocation

	Share
WisdomTree Physical Swiss Gold ETC	10,12%
Incrementum Crypto Gold Fund EUR R	7,51%
Bakersteel Global Precious Metals D EUR	7,14%
Antecedo Independent Invest B	5,46%
Mehrwertphasen Balance Plus UI IA	5,00%
Redwheel Next Gen Em Mkts Eq LA EUR Acc	4,94%
Aquantum Active Range R	3,51%
ATHENA UI I	3,50%
ABSOLUTE Volatility P	3,48%
Antecedo Defensive Growth I	3,44%



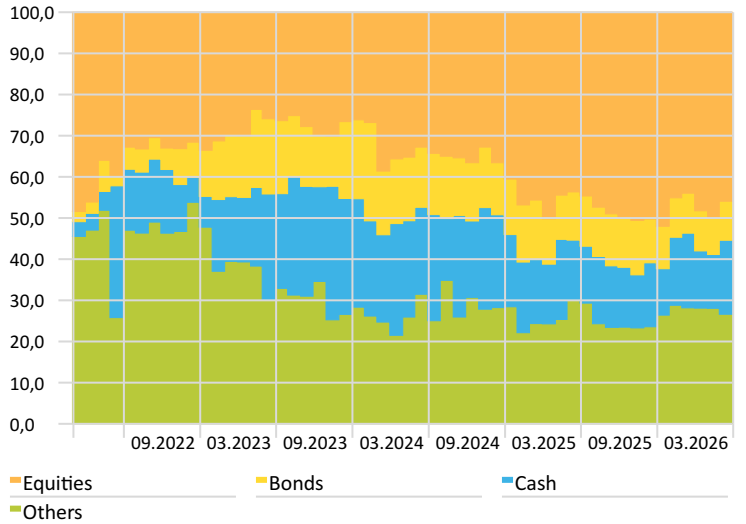
Equities - Regional Weighting

Portfolio-Datum: 31.03.2026



Region	Weight (%)
North America	52,1
Latin America	3,0
United Kingdom	4,0
Europe	18,2
Africa / Middle East	5,2
Australasia	3,2
Asia emerging	11,8
Others	2,6

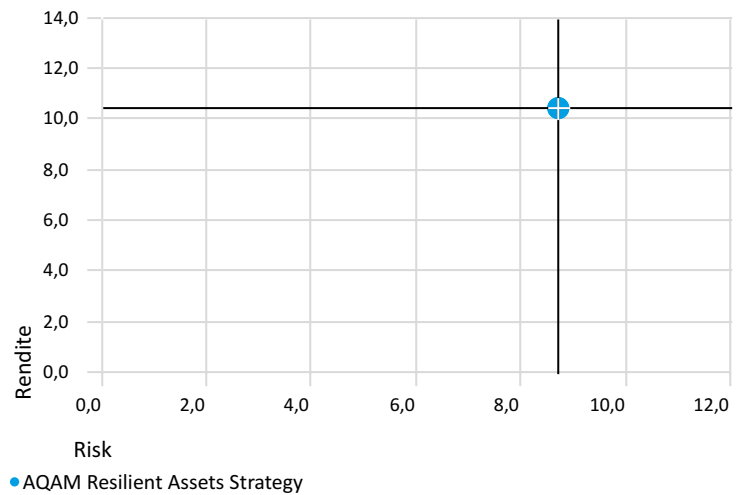
Development of Asset Class Weightings



Statistical Data

	Strategy	Benchmark
Performance p.a.	10,45%	3,00%
Standard deviation	8,72%	0,00%
Max. Drawdown	-11,10%	—
Correlation	0,70	1,00
Sharpe Ratio	0,80	-0,07

Risk-Return Matrix



Max. Drawdown

