



Facts and Figures

| | |
|----------------------------|--------------------------------------|
| Investment profile: | Growth |
| Asset class: | Investment portfolio management |
| Asset manager: | NFS Hamburger Vermögen GmbH |
| Benchmark: | Fixed interest rate 3.0% p.a. |
| Initial fee: | None |
| Ongoing fee: | Up to 1.49% p.a. incl. VAT |
| Custodian: | V-BANK AG or DAB BNP Paribas S.A. |
| Minimum investment amount: | 100.000 EUR, single investment |

Asset Manager

NFS Hamburger Vermögen GmbH was founded in 1994, is licensed as an authorized asset manager by the Federal Financial Authority (BaFin) and has many years of experience and expertise. As the manager of the strategy, Hamburger Vermögen ensures active monitoring and manages the individual investments in accordance with the defined criteria.

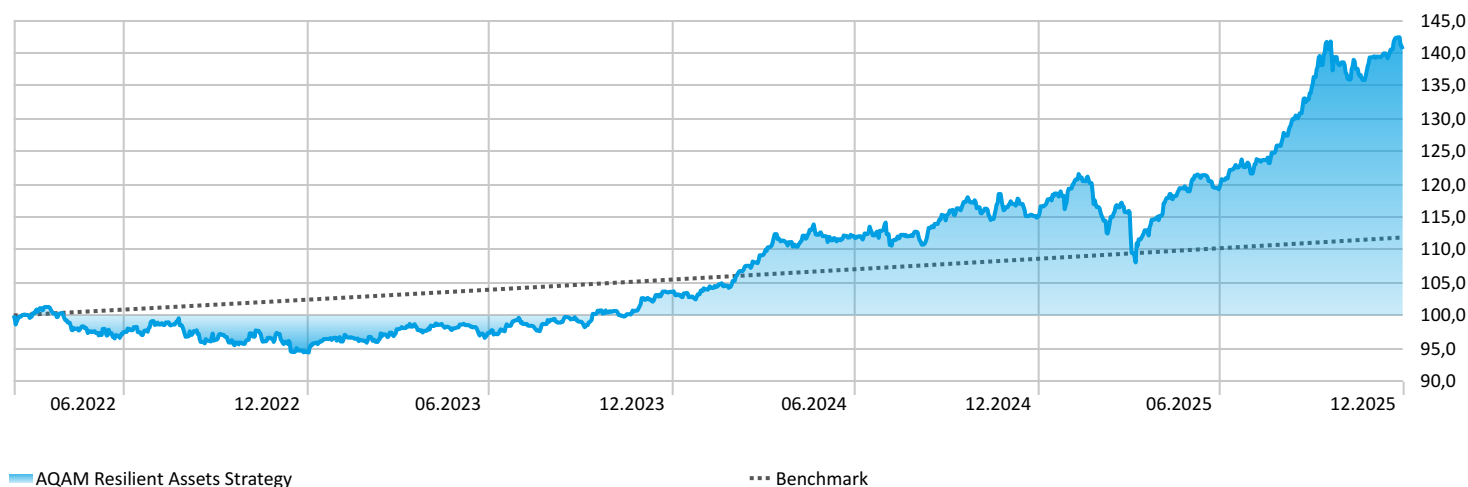
Investment Objective and Strategy

The "AQAM Resilient Assets Strategy" invests your assets in hard currencies and sustains true values predominantly outside the Eurozone. Currently, preferred currencies are CHF, DKK, NOK, SEK, and USD. The objective is to increase your assets in real terms over the course of an economic cycle. For this purpose, instruments such as shares, bonds, active funds, ETFs, ETCs, precious metals, and alternative investments can be used. For active loss limitation and to avoid higher Maximum Drawdowns, there is a discretionary and tactical Risk-Overlay added. For this purpose, 2x short ETFs on broad share indices and bond indices are used. The upper limit for commodities and alternative investments is a maximum of 50% of the portfolio. The 3% benchmark and the high watermark serve to focus on your real added value!

Risk Category



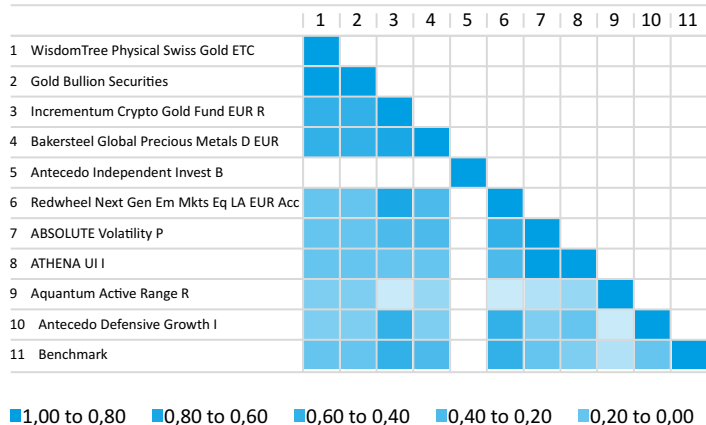
Performance – Chart



Performance

| | 1 M | 3 M | 6 M | YTD | 1 Year | Since Inception |
|--------------------------------|------|------|-------|-------|--------|-----------------|
| AQAM Resilient Assets Strategy | 0,91 | 5,02 | 17,92 | 22,14 | 22,14 | 40,62 |
| Benchmark | 0,25 | 0,75 | 1,50 | 3,00 | 3,00 | 11,90 |

Correlation Matrix



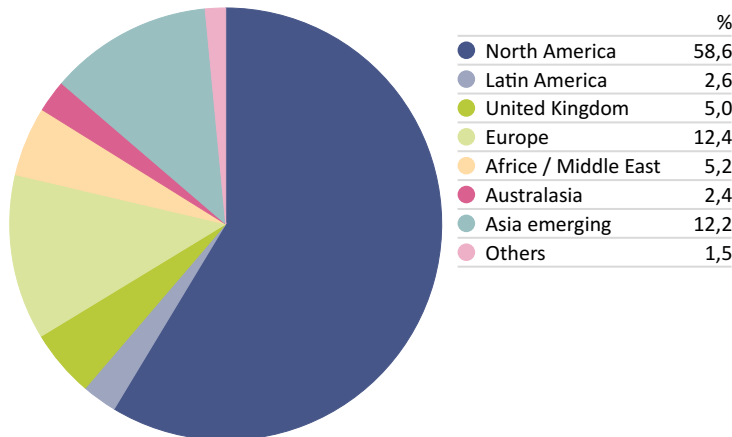
Current Top 10 Allocation

| | Share |
|---|--------|
| WisdomTree Physical Swiss Gold ETC | 10,07% |
| Gold Bullion Securities | 10,07% |
| Incrementum Crypto Gold Fund EUR R | 8,86% |
| Bakersteel Global Precious Metals D EUR | 7,95% |
| Antecedo Independent Invest B | 6,13% |
| Redwheel Next Gen Em Mkts Eq LA EUR Acc | 4,16% |
| ABSOLUTE Volatility P | 3,95% |
| ATHENA UI I | 3,88% |
| Aquantum Active Range R | 3,83% |
| Antecedo Defensive Growth I | 3,39% |

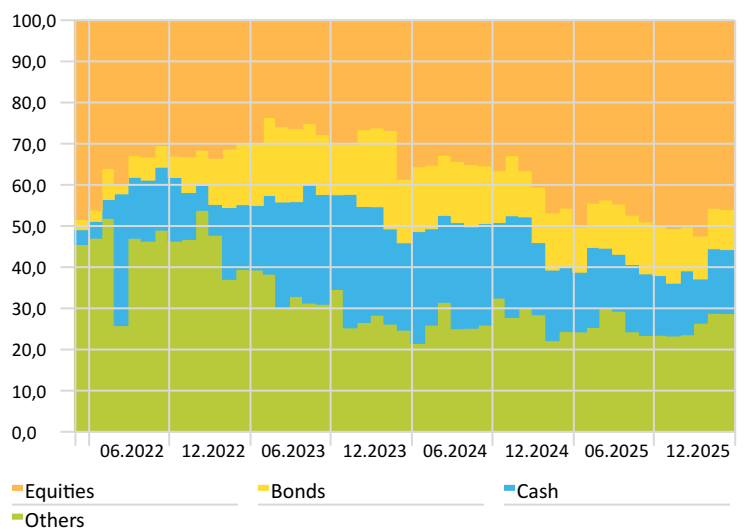


Equities - Regional Weighting

Portfolio-Datum: 31.12.2025



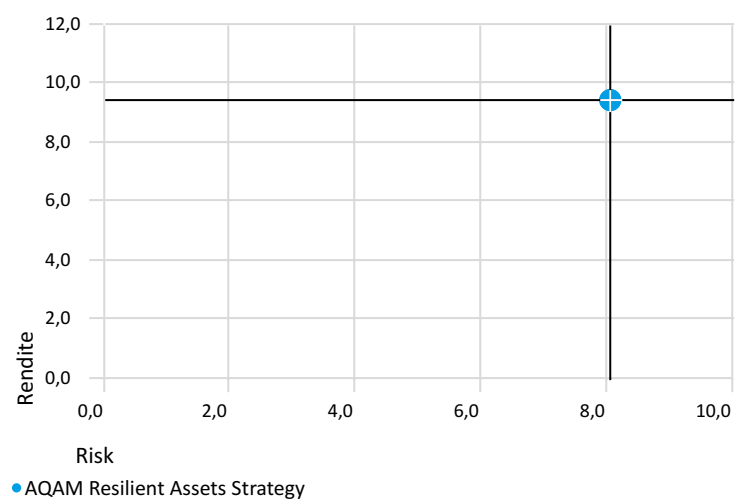
Development of Asset Class Weightings



Statistical Data

| | Strategy | Benchmark |
|--------------------|----------|-----------|
| Performance p.a. | 9,38% | 3,00% |
| Standard deviation | 8,05% | 0,00% |
| Max. Drawdown | -11,10% | — |
| Correlation | 0,72 | 1,00 |
| Sharpe Ratio | 0,78 | 0,01 |

Risk-Return Matrix



Max. Drawdown

