



### Facts and Figures

Investment profile:	Growth
Asset class:	Investment portfolio management
Asset manager:	NFS Hamburger Vermögen GmbH
Benchmark:	Fixed interest rate 3.0% p.a.
Initial fee:	None
Ongoing fee:	Up to 1.25% p.a. plus VAT
Custodian:	V-BANK AG or DAB BNP Paribas S.A.
Minimum investment amount:	100.000 EUR, single investment

### Asset Manager

NFS Hamburger Vermögen GmbH was founded in 1994, is licensed as an authorized asset manager by the Federal Financial Authority (BaFin) and has many years of experience and expertise. As the manager of the strategy, Hamburger Vermögen ensures active monitoring and manages the individual investments in accordance with the defined criteria.

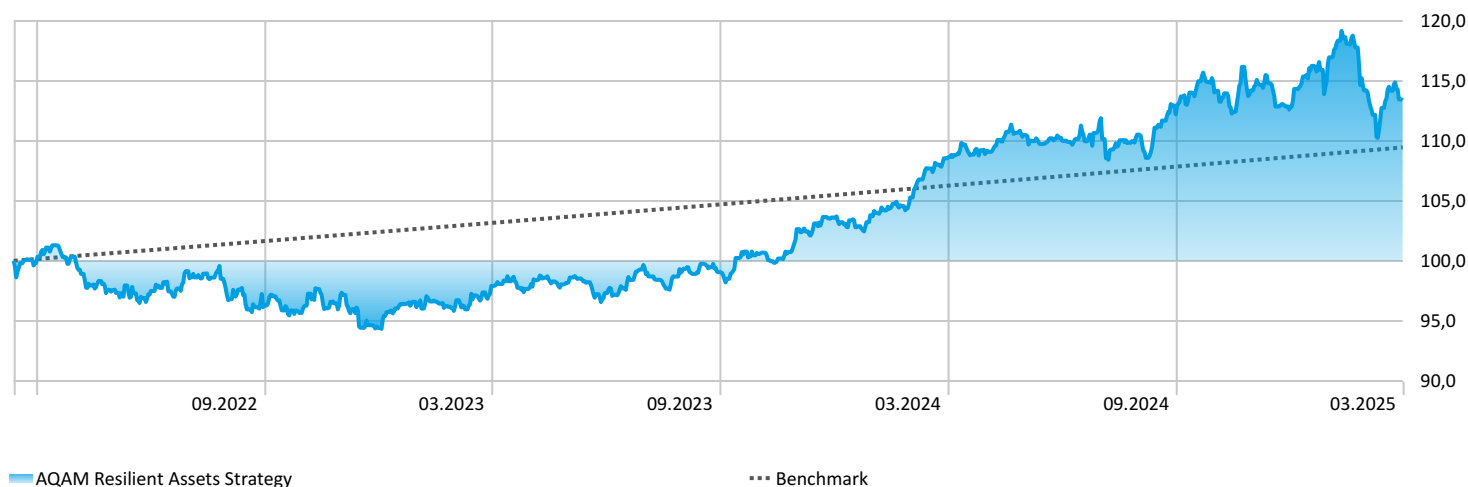
### Investment Objective and Strategy

The "AQAM Resilient Assets Strategy" invests your assets in hard currencies and sustains true values predominantly outside the Eurozone. Currently, preferred currencies are CHF, DKK, NOK, SEK, and USD. The objective is to increase your assets in real terms over the course of an economic cycle. For this purpose, instruments such as shares, bonds, active funds, ETFs, ETCs, precious metals, and alternative investments can be used. For active loss limitation and to avoid higher Maximum Drawdowns, there is a discretionary and tactical Risk-Overlay added. For this purpose, 2x short ETFs on broad share indices and bond indices are used. The upper limit for commodities and alternative investments is a maximum of 50% of the portfolio. The 3% benchmark and the high watermark serve to focus on your real added value!

### Risk Category



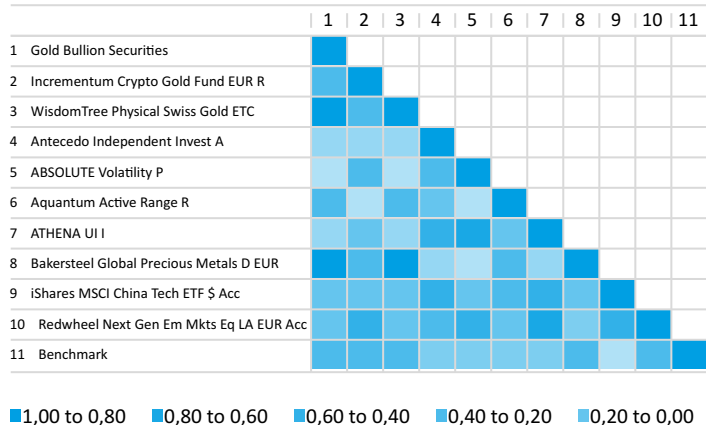
### Performance – Chart



### Performance

	1 M	3 M	6 M	YTD	1 Year	Since Inception
AQAM Resilient Assets Strategy	-0,72	0,49	1,04	0,49	4,45	13,36
Benchmark	0,25	0,73	1,48	0,73	3,00	9,43

### Correlation Matrix



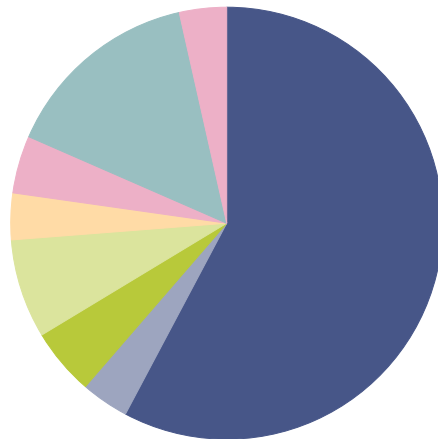
### Current Top 10 Allocation

	Share
Gold Bullion Securities	10,00%
Incrementum Crypto Gold Fund EUR R	10,00%
WisdomTree Physical Swiss Gold ETC	10,00%
Antecedo Independent Invest A	7,50%
ABSOLUTE Volatility P	5,00%
Aquantum Active Range R	5,00%
ATHENA UI I	5,00%
Bakersteel Global Precious Metals D EUR	5,00%
iShares MSCI China Tech ETF \$ Acc	5,00%
Redwheel Next Gen Em Mkts Eq LA EUR Acc	5,00%



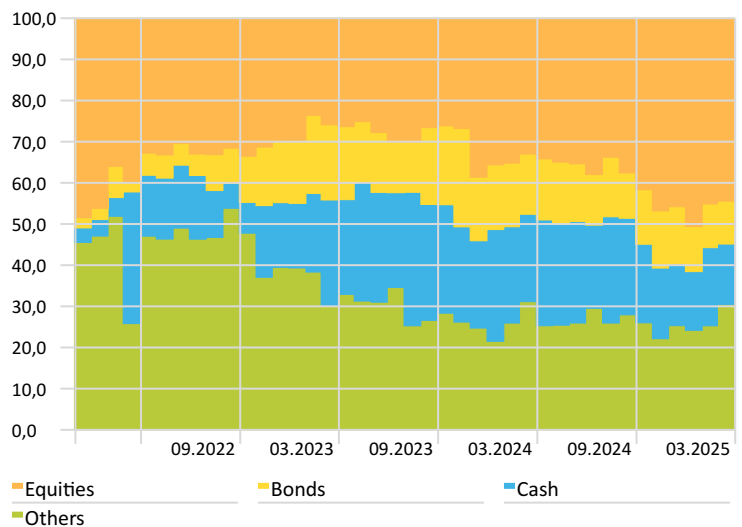
### Equities - Regional Weighting

Portfolio-Datum: 31.03.2025



	%
North America	57,8
Latin America	3,6
United Kingdom	5,0
Europe	7,4
Africa / Middle East	3,5
Japan	4,3
Asia emerging	14,9
Others	3,5

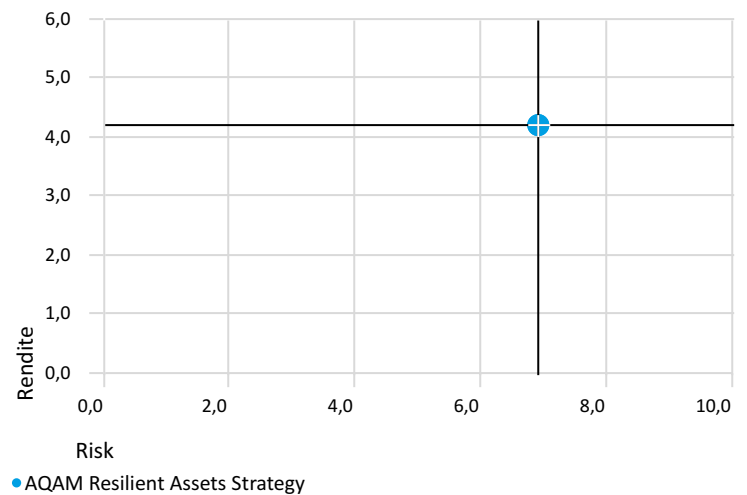
### Development of Asset Class Weightings



### Statistical Data

	Strategy	Benchmark
Performance p.a.	4,20%	3,00%
Standard deviation	6,93%	0,00%
Max. Drawdown	-7,48%	—
Correlation	0,77	1,00
Sharpe Ratio	-0,13	-0,34

### Risk-Return Matrix



### Max. Drawdown

